



ri-mini®

Economical Diagnostic Devices

The **ri-mini®** otoscopes and ophthalmoscopes are ideal for use by doctors in both clinics and medical practices, offering exceptional cost-effectiveness and appeal.



ri-mini® ophthalmoscope



- > ri-mini® with 2.5 V Xenon illumination.
- > Screw fitting for quick and secure attachment to the handle.
- > Sturdy adjustment ring for positioning the instrument head to the ideal angle on the handle.
- > Extremely impact-resistant casing made of glass-fibre reinforced plastic.
- > Easy lamp replacement at the base of the instrument head.



Physician's side

- > Focusing wheel with corrective lenses: D+ 1 | 2 | 3 | 4 | 6 | 10 | 15 | 20
D- 1 | 2 | 3 | 4 | 6 | 10 | 15 | 20
- > Illuminated dioptré display.
- > Built-in eyeglass protector.



Patient's side

- > Easy-to-operate aperture hand-wheel.
- > Four different apertures:
 - Small circle + semi-circle to reduce reflexes in small pupils.
 - Large circle for standard examination of the ocular fundus.
 - Fixation star for determining central or eccentric fixation.
 - Red open filter with a contrast-enhancing effect, for assessing fine vascular changes such as retinal haemorrhages.



ri-mini® ophthalmoscope in case
No. 3011

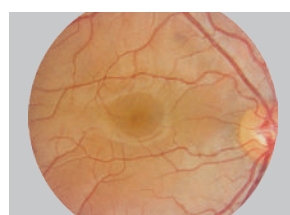
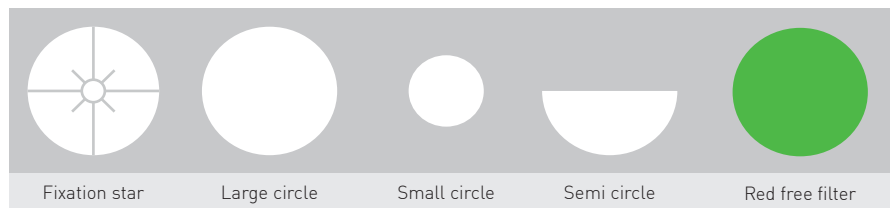
Dioptré disc

With 16 corrective lenses

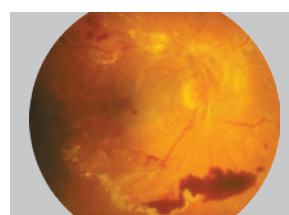
D+	1	2	3	4	6	10	15	20
D-	1	2	3	4	6	10	15	20

Apertures and filter

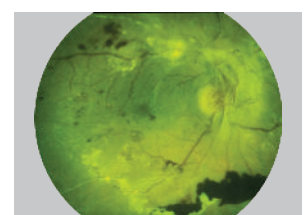
With easy-to-use aperture wheel



Healthy fundus



Pathological fundus



Fundus with red free filter

ri-mini® otoscope



- > ri-mini® with 2.5 V Xenon illumination.
- > Fibre-optics for optimal light beam and transmission, combined with the lamp to produce a cool examination light similar to daylight, providing a comfortable experience for the patient.
- > Removable magnifying lens with 2.5x magnification.
- > Option to insert external instruments when the magnifying lens is removed.
- > Screw fitting for secure attachment to the handle.
- > Sturdy adjustment ring to position the instrument head at the ideal angle on the handle.
- > Sealed system for performing pneumatic otoscopy.
- > Extremely impact-resistant casing made of glass-fibre reinforced plastic.
- > Easy lamp replacement at the base of the instrument head.



Pneumatic Otoscopy

To perform pneumatic otoscopy (examination of the eardrum), a bulb is required, which is not included in the standard package but can be ordered separately along with a metal connector. Insert the metal connector into the designated recess on the otoscope head, attach the bulb's tube to the connector, and gently introduce the desired amount of air into the ear canal.



Specula Attachment

Place the selected ear speculum onto the otoscope's metal frame and twist it to the right until it locks into place. The size of the speculum is indicated on its back.



Inserting Instruments

To insert external instruments, such as tweezers, into the ear, rotate the magnifying lens on the otoscope head counterclockwise to remove it. To reattach the lens, simply rotate it clockwise.



ri-mini® otoscope in case **No. 3010**

ri-mini® set

- > ri-mini® otoscope/ophthalmoscope with 2.5 V Xenon illumination.
- > Includes plastic tubes, each containing five reusable 2.5 mm and 4 mm ear specula.
- > Battery handle compatible with two AA batteries.
- > Batteries not included.

ri-mini® set in case

No. 3012



SPARES AND ACCESSORIES FOR ri-mini®



Reusable ear specula

> 2 mm	10 items	No. 10775
> 2.5 mm	10 items	No. 10779
> 3 mm	10 items	No. 10783
> 4 mm	10 items	No. 10789
> 5 mm	10 items	No. 10795



Disposable ear specula

> 2 mm	100 items	No. 14061-532
	500 items	No. 14062-532
	1000 items	No. 14063-532
> 2.5 mm	100 items	No. 14061-531
	500 items	No. 14062-531
	1000 items	No. 14063-531
> 3 mm	100 items	No. 14061-533
	500 items	No. 14062-533
	1000 items	No. 14063-533
> 4 mm	100 items	No. 14061-534
	500 items	No. 14062-534
	1000 items	No. 14063-534
> 5 mm	100 items	No. 14061-535
	500 items	No. 14062-535
	1000 items	No. 14063-535



Replacement Lamps

> for ri-mini® otoscope	XL 2.5 V, pack containing 6 items	No. 10600
> for ri-mini® ophthalmoscope	XL 2.5 V, pack containing 6 items	No. 10605



Accessories

> Insufflator	No. 10960
> Metal connector for the pneumatic test	No. 10961
> Magnifying lens	No. 10963
> ri-mini® oto-/ophthalmoscope pouch, black	No. 10475
> ri-mini® ophthalmoscope pouch, black	No. 10476
> ri-mini® otoscope case, black	No. 10900
> ri-mini® ophthalmoscope case, black	No. 10901
> ri-mini® oto-/ophthalmoscope case, black	No. 10902

Please visit riester.de for more information